



Slim ceiling suspension

Suspensions - Sospensione

Colour: Black (2) | White (4) | Bronze (96)
Beam angle (°): 26
Light Temperature (°K): 2700 | 3000 | 4000
Watt (W): 5.5
Luminous flux (lm): 700

Luminous efficiency (lm/w): 127
CRI (Color Rendering): >90
IP: 40
Class: Class III
Driver's type: On/Off



Conforms to European directives



Conforms to the ROHS directive



Insulation class



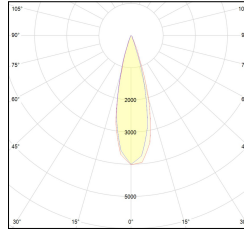
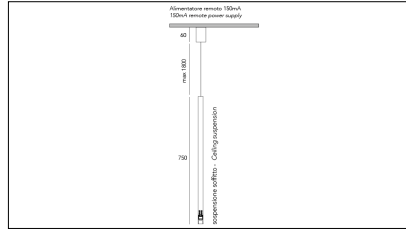

Type of disposal



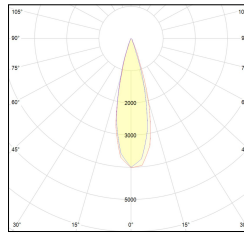
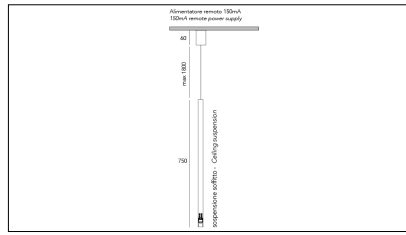

Protection index



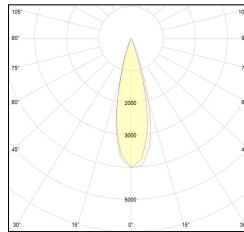
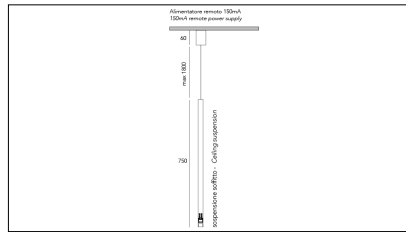

Equipment



Article code	Article	Colour	Beam angle (°)	Light Temperature (°K)	Watt (W)
1912.750.01.2	SLIM/SS-2 5.5W 150mA 26°	Black (2)	26	3000	5.5
1912.750.01.2700.2	SLIM/SS-2 5.5W 150mA 26° 2700°K	Black (2)	26	2700	5.5
1912.750.01.4000.2	*SLIM	Black (2)	26	4000	5.5



Article code	Article	Colour	Beam angle (°)	Light Temperature (°K)	Watt (W)
1912.750.01.2700.4	SLIM/SS-4 5.5W 150mA 26° 2700°K	White (4)	26	2700	5.5
1912.750.01.4	*SLIM	White (4)	26	3000	5.5
1912.750.01.4000.4	*SLIM	White (4)	26	4000	5.5



Article code	Article	Colour	Beam angle (°)	Light Temperature (°K)	Watt (W)
1912.750.01.2700.96	*SLIM	Bronze (96)	26	2700	5.5
1912.750.01.4000.96	*SLIM	Bronze (96)	26	4000	5.5
1912.750.01.96	*SLIM	Bronze (96)	26	3000	5.5